2017.9.14

F&B Morning Talk

MERITZ 메리츠종금증권

음식료
Analyst 김정욱
02. 6098-6689
6414@meritz.co.kr

국제 곡물 가격/중국 아미노산 가격		단위	현재가 09.13	1D	1W	1M	3M	YTD	% YoY	52w high	52w low
CBOT	옥수수	¢/부셸	339	-0.4%	-2.4%	-6.7%	-10.3%	-3.8%	6.0%	-13.7%	6.0%
	소맥	¢/부셸	421	0.3%	-0.2%	-4.6%	-3.1%	3.1%	12.3%	-22.0%	13.3%
	대두	¢/부셸	953	0.9%	-1.2%	3.0%	2.3%	-4.4%	-1.6%	-11.3%	5.4%
	대두유	¢/lb	34.7	-0.3%	-1.4%	5.3%	8.7%	0.9%	10.0%	-8.0%	12.0%
NYBOT	원당	¢/lb	14.3	2.2%	0.3%	6.1%	2.2%	-26.6%	-29.9%	-39.8%	14.2%
	오렌지	USD/lb	156	-1.0%	7.0%	14.4%	12.7%	-21.4%	-21.1%	-33.2%	24.0%
	커피	USD/lb	137	2.1%	7.9%	-0.3%	7.1%	-0.3%	-7.3%	-21.7%	20.4%
DALIAN Ex	대두	RMB/톤	3,738	0.0%	0.0%	-1.7%	-3.6%	-14.5%	6.0%	-15.5%	6.0%
	대두박	RMB/톤	2,756	0.0%	0.2%	-2.3%	4.9%	-9.7%	-16.2%	-25.6%	8.8%
	옥수수	RMB/톤	1,640	-1.3%	-0.8%	-2.6%	-2.7%	9.3%	-7.3%	-9.6%	14.2%
Mal Ex	팜유	USD/톤	2,892	2.2%	6.3%	8.4%	7.9%	-10.1%	1.4%	-12.5%	12.1%
중국축산	라이신	RMB/kg	9.4	0.0%	0.0%	9.9%	17.5%	-19.3%	11.9%	-38.4%	20.5%
	라이신(Feed Trade)	RMB/kg	9.7	0.0%	1.6%	14.5%	21.7%	-14.8%	14.2%	-39.1%	24.4%
	라이신(CJ중국호가)	RMB/kg	9.8	0.0%	3.2%	3.2%	3.2%	-30.0%	0.0%	-30.0%	8.9%
	메티오닌	RMB/kg	23.5	0.0%	0.0%	5.6%	16.6%	-9.6%	-12.3%	-12.3%	18.4%
	쓰레오닌	RMB/kg	12.9	0.0%	0.0%	35.8%	38.7%	20.0%	7.5%	0.0%	43.3%
	트립토판	RMB/kg	74.0	0.0%	0.0%	1.4%	2.1%	2.1%	23.3%	-4.5%	45.1%
	돼지고기	RMB/kg	21.6	0.0%	0.1%	3.1%	4.6%	-9.7%	-12.9%	-12.9%	4.6%
기타	참치어가(Atuna)	USD/톤	2,150	0.0%	2.4%	10.3%	16.2%	34.4%	34.4%	48.3%	0.0%
	육계(협회 평균가)	KRW/kg	1,190	0.0%	-7.8%	-33.5%	-29.6%	-7.8%	-25.2%	-54.1%	0.0%
	돈육(협회 도매가)	KRW/kg	5,756	0.2%	0.8%	19.5%	1.8%	53.3%	28.9%	-3.2%	53.3%

주요 제품 가격 동향 [전일비]

F&B 가격 동향

라이신 가격 유지
기타아미노산 가격 유지

라이신	9.4	0.0%
라이신(Feed)	9.7	0.0%
라이신(CJCJ)	9.8	0.0%
DL-메티오닌	23.5	0.0%
L-메티오닌	22.3	0.0%
쓰레오닌	12.9	0.0%
트립토판	74.0	0.0%
옥수수(CBOT)	339	-0.4%
소맥(CBOT)	421	+0.3%
대두(CBOT)	953	-0.9%
대두유(CBOT)	34.7	-0.3%
원당(NYBOT)	14.3	+2.2%
참치(ATUNA)	2,150	0.0%
육계(국내)	1,190	0.0%
돈육(국내)	5,756	+0.2%

음식료 주요 News

(CJ프레시웨이) 감자탕 프랜차이즈 '참이맛'과 연간 약 240억원 식자재 공급 협약 체결 (뉴시스)

(동원F&B) 유가공 브랜드 '덴마크' 리브랜딩해 20년 매출 7천억원 목표 (아시아경제)

(팔도) '진국설렁탕면' 이 달 내 출시계획 (머니투데이)

글로벌 주가 동향		단위	현재가	1D	1W	1M	3M	YTD	% YoY	52w high	52w low	Mkt Cap	PER(x)	PBR(x)	ROE(%)	EV/EBITDA(x)
아미노산	CJ제일제당	KRW	346,500	-1.7%	-0.6%	-3.8%	-8.8%	-3.1%	-5.6%	-11.3%	3.4%	4,563	15.7	1.3	8.3	9.3
	Ajinomoto	JPY	2,129	-0.3%	0.0%	-4.3%	-12.9%	-9.6%	-4.0%	-15.4%	4.9%	1,217	25.2	2.0	8.4	11.0
	ADM	USD	43.3	0.2%	3.2%	4.9%	3.0%	-5.2%	0.8%	-9.3%	7.4%	24	16.7	1.4	8.7	10.2
	Meihua	CNY	6.6	-0.8%	-2.8%	13.0%	19.3%	1.2%	7.1%	-13.5%	19.8%	21	16.7	2.2	10.9	9.7
	GBT	HKD	0.1	2.8%	1.4%	-2.0%	-0.7%	-32.6%	-12.5%	-43.5%	13.1%	0.9	-	-	-	-
	Evonik	EUR	29	0.2%	3.2%	5.6%	-5.0%	1.1%	-2.5%	-10.1%	11.6%	13	14.4	1.9	11.4	7.2
중국 F&B	오리온	KRW	93,300	0.9%	9.5%	7.9%	-	-	-	-2.2%	15.9%	3,688	-	-	-	-
	Tingyi	HKD	11.1	1.8%	4.9%	3.0%	16.4%	17.9%	28.3%	-0.7%	32.9%	62	33.3	1.9	8.7	9.9
	Want Want	HKD	5.3	0.6%	0.4%	-4.3%	-8.0%	6.2%	10.7%	-9.6%	13.3%	66	17.7	4.0	23.9	10.3
	Tsingtao Brewery	HKD	31.3	0.5%	-1.4%	-6.6%	-13.9%	6.7%	7.6%	-17.1%	10.0%	47	25.4	2.0	8.4	11.6
	China Mengniu	HKD	20	1.2%	2.4%	26.3%	24.4%	31.9%	32.7%	0.0%	41.1%	77	25.9	2.8	11.1	13.8
담배	KT&G	KRW	103,500	-2.8%	-5.9%	-10.4%	-9.2%	2.5%	-12.3%	-18.2%	8.4%	14,210	12.1	1.8	15.6	7.1
	Philip Morris	USD	116.9	-0.2%	-0.7%	1.7%	-2.7%	27.7%	16.1%	-4.9%	33.8%	182	24.2	-	-	16.9
	British American	GBP	4,813	0.3%	0.8%	-0.9%	-12.8%	4.1%	2.4%	-14.7%	13.0%	110	17.2	5.4	42.1	15.0
	Japan Tobacco	JPY	3,706	0.3%	0.0%	-2.6%	-8.0%	-3.6%	-6.2%	-12.3%	2.5%	7,412	16.1	2.5	16.8	10.9
주류	Ambev	BRL	21.2	0.8%	6.9%	8.5%	17.0%	29.1%	7.2%	0.0%	33.9%	333	28.8	7.4	24.9	16.3
	Heineken	EUR	88.7	0.2%	1.7%	2.3%	1.6%	24.4%	13.1%	-0.6%	30.4%	51	22.8	3.5	16.6	11.9
	Asahi	JPY	4,624	-0.8%	-1.0%	-0.5%	5.4%	25.3%	29.9%	-3.4%	34.8%	2,236	18.6	2.3	13.0	13.5
	하이트진로	KRW	25,050	1.6%	2.0%	6.1%	3.7%	18.7%	8.4%	-4.2%	25.9%	1,757	38.8	1.4	3.6	12.6
	롯데칠성	KRW	1,479,000	-1.5%	-1.9%	-3.0%	-22.1%	1.3%	-3.3%	-22.4%	6.8%	1,830	52.5	0.8	1.6	7.9
	무학	KRW	18,600	-2.9%	-3.6%	-14.5%	-23.9%	-18.6%	-23.5%	-29.7%	0.0%	530	10.7	1.0	9.6	4.4
글로벌 F&B	Danone	EUR	67.9	-0.2%	2.7%	4.6%	1.5%	12.8%	2.5%	-2.2%	17.1%	46	20.0	3.0	15.0	14.7
	Kraft Foods	USD	88.2	0.0%	0.0%	0.0%	0.0%	0.0%	0.0%	0.0%	0.0%	52	23.4	10.2	43.1	12.3
	Starbucks	USD	54.3	1.4%	-1.5%	2.1%	-12.7%	-2.2%	-0.8%	-15.9%	4.9%	78	26.4	13.0	43.7	14.6
	Nestle SA	CHF	81.2	-0.2%	0.3%	0.4%	0.3%	11.2%	4.4%	-5.2%	20.7%	253	23.3	3.7	15.9	15.8
	Coca Cola	USD	46.9	0.3%	2.1%	2.8%	3.4%	13.0%	8.5%	0.0%	16.7%	200	24.8	9.5	34.2	19.6
	Pepsi Co	USD	114.5	-0.5%	-1.2%	-1.8%	-1.3%	9.4%	8.0%	-3.9%	15.6%	163	22.2	12.4	60.9	14.1
	Nissin Food	JPY	7,020	0.3%	4.3%	4.8%	-2.2%	14.3%	16.0%	-4.5%	27.9%	825	31.3	2.1	6.9	18.1
	Toyo Suisan	JPY	4,175	0.2%	2.5%	4.8%	-2.2%	-1.4%	-2.8%	-6.7%	6.9%	463	20.4	1.6	7.4	8.8
국내 F&B	농심	KRW	338,500	-0.7%	3.5%	4.5%	-7.8%	1.8%	14.2%	-7.8%	19.4%	2,059	19.8	1.1	5.7	7.7
	오뚜기	KRW	741,000	-1.9%	-0.8%	-0.7%	-16.2%	11.9%	11.6%	-16.3%	20.5%	2,549	19.7	2.3	11.9	12.4
	대상	KRW	22,600	-1.7%	-4.2%	-8.3%	-20.7%	-14.4%	-21.3%	-24.7%	0.0%	783	10.8	0.9	8.3	7.9
	풀무원	KRW	124,000	1.6%	2.9%	2.5%	-11.1%	-11.7%	2.9%	-14.8%	4.6%	472	11.1	1.7	14.1	6.7
	매일유업	KRW	70,600	-0.7%	0.1%	-9.5%	-	-	-	-17.1%	0.6%	526	-	-	-	-
	동원F&B	KRW	192,000	-3.3%	-3.0%	-11.5%	-27.4%	-3.0%	-6.8%	-29.4%	0.3%	741	13.3	1.3	9.6	9.0
	동원산업	KRW	290,000	-0.9%	1.6%	2.3%	-12.1%	-20.2%	3.4%	-21.4%	9.4%	975	8.5	1.1	13.5	7.1
	롯데제과	KRW	198,500	-1.2%	0.0%	-1.0%	-7.0%	11.2%	20.3%	-12.7%	22.5%	2,821	34.1	1.1	3.2	7.2
	크라운제과	KRW	18,500	-1.1%	0.8%	-11.5%	-2.9%	-	-	-23.6%	1.9%	232	-	-	-	-
	빙그레	KRW	58,600	0.5%	-1.5%	-8.9%	-16.3%	-8.2%	8.1%	-19.7%	8.1%	577	22.2	1.1	4.9	5.5
식자재유통	Sysco	USD	53.5	1.2%	0.9%	3.7%	-3.1%	-3.4%	6.2%	-5.5%	13.2%	28	21.7	11.6	43.4	11.3
	MARR	EUR	22.2	0.5%	3.1%	3.9%	1.0%	27.7%	27.4%	-3.1%	38.4%	1.5	23.0	4.8	21.9	14.4
	CJ프레시웨이	KRW	38,350	-1.5%	-5.9%	-18.8%	-12.8%	-1.7%	-3.0%	-18.8%	24.5%	455	32.3	2.7	7.0	11.4
	신세계푸드	KRW	129,500	-1.5%	-1.5%	-9.1%	-26.4%	-12.2%	-9.4%	-27.0%	6.1%	501	21.5	1.6	7.6	9.3
	현대그린푸드	KRW	16,000	-1.2%	-3.3%	-9.6%	-13.5%	3.9%	-6.4%	-14.0%	5.3%	1,563	13.8	1.0	7.5	6.6
	롯데푸드	KRW	606,000	-0.7%	-1.1%	2.2%	-9.7%	-6.6%	-6.6%	-15.1%	4.5%	830	14.2	0.8	6.0	-
	SPC삼립	KRW	149,000	-1.7%	-2.3%	-7.2%	-30.4%	-12.1%	-14.1%	-33.3%	1.0%	1,286	22.9	4.0	18.1	13.8

F&B Chart

↑ • 시총 단위는 십억, 백만 자료: Bloomberg

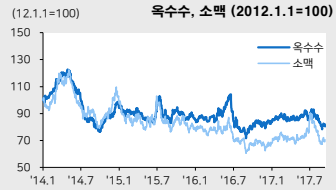

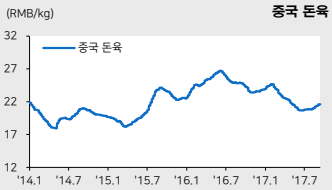

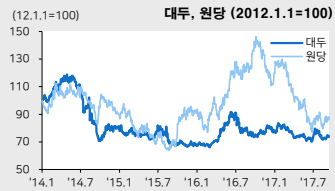

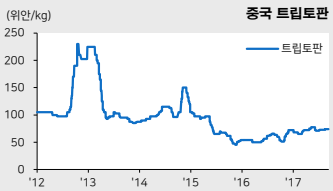

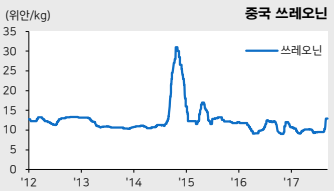

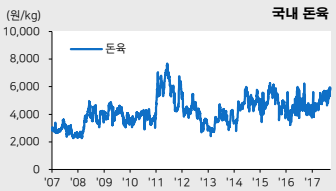

동 자료는 작성일 현재 사전고지와 관련한 사항이 없습니다. 당사는 동 자료에 언급된 종목과 계열회사의 관계가 없으며 2017년 9월 14일 현재 동 자료에 언급된 종목의 유가증권(DR, CB, IPO, 시장조성 등) 발행 관련하여 지난 6개월 간 주간사로 참여하지 않았습니다. 당사는 2017년 9월 14일 현재 동 자료에 언급된 종목의 지분을 1%이상 보유하고 있지 않습니다. 당사의 조사분석 담당자는 2017년 9월 14일 현재 동 자료에 언급된 종목의 지분을 보유하고 있지 않습니다.본 자료에 게재된 내용들은 본인의 의견을 정확하게 반영하고 있으며, 외부의 부당한 압력이나 간섭없이 작성되었음을 확인합니다. (작성자: 김정욱) 동 자료는 투자자들의 투자판단에 참고가 되는 정보제공을 목적으로 배포되는 자료입니다. 동 자료에 수록된 내용은 당사 리서치센터의 추정치로서 오차가 발생할 수 있으며 정확성이나 완벽성은 보장하지 않습니다. 동 자료를 이용하시는 분은 동 자료와 관련한 투자의 최종 결정은 자신의 판단으로 하시기 바랍니다.